



**NOTICE OF REGULAR MEETING**  
**THE ECONOMIC DEVELOPMENT CORPORATION**  
**Monday, April 27, 2026**  
**5:30 PM**

Danny Morrow  
Candice Myers  
Chase Penny  
Dwayne Wheeler  
Ivy Lopez  
Candace Gore  
Howard Patterson

AGENDA

Notice is hereby given as required by Title 5, Chapter 551.041 of the Government Code that the Van Economic Development Board will meet in a Regular Meeting on April 27, 2026, at 5:30 PM at City Hall 310 Chestnut St., Van, TX 75790. The items listed below are placed on the agenda for discussion and/or action.

Notice is hereby given as required by Title 5, Chapter 551.041 of the Government Code that a possible quorum of the Van City Council may be present at this meeting. No official business of the City of Van will be conducted by the City Council at this meeting.

**I. CALL MEETING TO ORDER**

- A. Roll Call and Establish a Quorum

**II. INVOCATION**

**III. PLEDGE OF ALLEGIANCE**

- A. US Flag

- B. Texas Flag

"Honor the Texas flag; I pledge allegiance to thee, Texas, one state under God, one and indivisible."

**IV. OPEN FORUM**

The opportunity for citizens to address the Board on any agenda item (**limit 3 minutes per person**); however, the Texas Open Meetings Act prohibits the Board from discussing issues on which the public has not been given three business days notice. Issues raised may be referred to City Staff for research and potential future action.

**V. CONSENT AGENDA**

(All consent agenda items are considered routine by the Board and will be enacted by one motion. There will be no separate discussion of these items unless a Board member request an item be removed and considered separately.)

- A. Meeting Minutes

- B. Financial Report

**VI. DIRECTOR'S REPORT**

- A. Report and update from EDC Executive Director

- B. Report and update from EDC President

**VII. INFORMATION AND DISCUSSION**

- A. Discussion concerning EDC Board member applications submitted

**VIII. ACTION ITEMS**

**IX. EXECUTIVE SESSION**

Pursuant to the Open Meetings Act, Chapter 551, Texas Government Code, Sec. 551.072, 551.073, 551.074, 551.076, 551.087, and Section 418.183(f) of the Texas Government Code (Texas Disaster Act). Refer to posted list attached hereto and incorporated here in.

**X. RECONVENE INTO REGULAR SESSION AND CONSIDER ACTION IF ANY**

**RECEIVE REQUESTS FROM BOARD MEMBERS/STAFF FOR ITEMS TO BE PLACED ON NEXT MEETING AGENDA**

*Discussion under this item must be limited to whether the Board wishes to include a potential agenda item on a future agenda.*

**XI. ADJOURN**


**CERTIFICATION**

I hereby certify that the above notice was posted in the bulletin board at Van City Hall, 310 Chestnut St., Van, Texas 75790 by 5:00 pm on April 21, 2026

---

Tammy Weidman, Van EDC Executive Director

**NOTE:** If, during the meeting, any discussion of any item on the agenda should be held in a closed meeting, the Council will conduct a closed meeting in accordance with the Texas Open Meetings Act, Texas Government Code, Chapter 551, Subchapters D and E

 *Persons with disabilities who plan to attend this public meeting and who may need auxiliary aid or services are requested to contact the Van City Hall 48 hours in advance, at (903)963-7216, and reasonable accommodations will be made for assistance.*



NOTICE OF REGULAR MEETING
THE ECONOMIC DEVELOPMENT CORPORATION
Monday, March 16, 2026
5:30 PM

Danny Morrow
Candice Myers
Chase Penny
Dwayne Wheeler
Ivy Lopez
Candace Gore
Howard Patterson

MINUTES

I. CALL MEETING TO ORDER

Meeting called to order by Danny Morrow

A. Roll Call and Establish a Quorum

Present: Danny Morrow, Candice Myers, Ivy Lopez, Dwayne Wheeler, Candace Gore

Absent: Chase Penny, Howard Patterson

II. INVOCATION

Invocation was led by Candice Myers

III. PLEDGE OF ALLEGIANCE

Led by Danny Morrow

A. US Flag

B. Texas Flag

"Honor the Texas flag; I pledge allegiance to thee, Texas, one state under God, one and indivisible."

IV. OPEN FORUM

The opportunity for citizens to address the Board on any agenda item (limit 3 minutes per person); however, the Texas Open Meetings Act prohibits the Board from discussing issues on which the public has not been given three business days notice. Issues raised may be referred to City Staff for research and potential future action.

V. CONSENT AGENDA

(All consent agenda items are considered routine by the Board and will be enacted by one motion. There will be no separate discussion of these items unless a Board member request an item be removed and considered separately.)

Table with 2 columns: Item Name and Result. Rows include RESULT: Passed, MOVER: Ivy Lopez, SECONDER: Candice Myers, AYES: Candice Myers, Ivy Lopez, Dwayne Wheeler, Candace Gore, NAYS: None, ABSTAINED: None.

A. Meeting Minutes

B. Financial Report

VI. DIRECTOR'S REPORT

- A. Report and update from EDC Executive Director
- B. Report and update from EDC President

**VII. INFORMATION AND DISCUSSION**

- A. Discussion concerning Movie House sound panels  
Landry, with Landry's Sound Design, was in attendance to answer any questions
- B. Discussion concerning reallocating funds from within the budget for the sound panel project

**VIII. ACTION ITEMS**

- A. Discussion, Consideration, and Possible Action on the installation of sound panels at the Movie House

<b>RESULT:</b>	<b>Passed</b>
<b>MOVER:</b>	Candace Gore
<b>SECONDER:</b>	Ivy Lopez
<b>AYES:</b>	Candice Myers, Ivy Lopez, Dwayne Wheeler, Candace Gore
<b>NAYS:</b>	None
<b>ABSTAINED:</b>	None

- B. Discussion, Consideration, and Possible Action on reallocating funds from within the budget for the sound panel project

<b>RESULT:</b>	<b>Passed</b>
<b>MOVER:</b>	Dwayne Wheeler
<b>SECONDER:</b>	Candace Gore
<b>AYES:</b>	Candice Myers, Ivy Lopez, Dwayne Wheeler, Candace Gore
<b>NAYS:</b>	None
<b>ABSTAINED:</b>	None

**IX. EXECUTIVE SESSION**

Pursuant to the Open Meetings Act, Chapter 551, Texas Government Code, Sec. 551.072, 551.073, 551.074, 551.076, 551.087, and Section 418.183(f) of the Texas Government Code (Texas Disaster Act). Refer to posted list attached hereto and incorporated here in.

**X. RECONVENE INTO REGULAR SESSION AND CONSIDER ACTION IF ANY**

**RECEIVE REQUESTS FROM BOARD MEMBERS/STAFF FOR ITEMS TO BE PLACED ON NEXT MEETING AGENDA**

*Discussion under this item must be limited to whether the Board wishes to include a potential agenda item on a future agenda.*

**XI. ADJOURN**

<b>RESULT:</b>	<b>Passed</b>
<b>MOVER:</b>	Ivy Lopez
<b>SECONDER:</b>	Dwayne Wheeler

<b>AYES:</b>	Candice Myers, Ivy Lopez, Dwayne Wheeler, Candace Gore
<b>NAYS:</b>	None
<b>ABSTAINED:</b>	None

Attest:

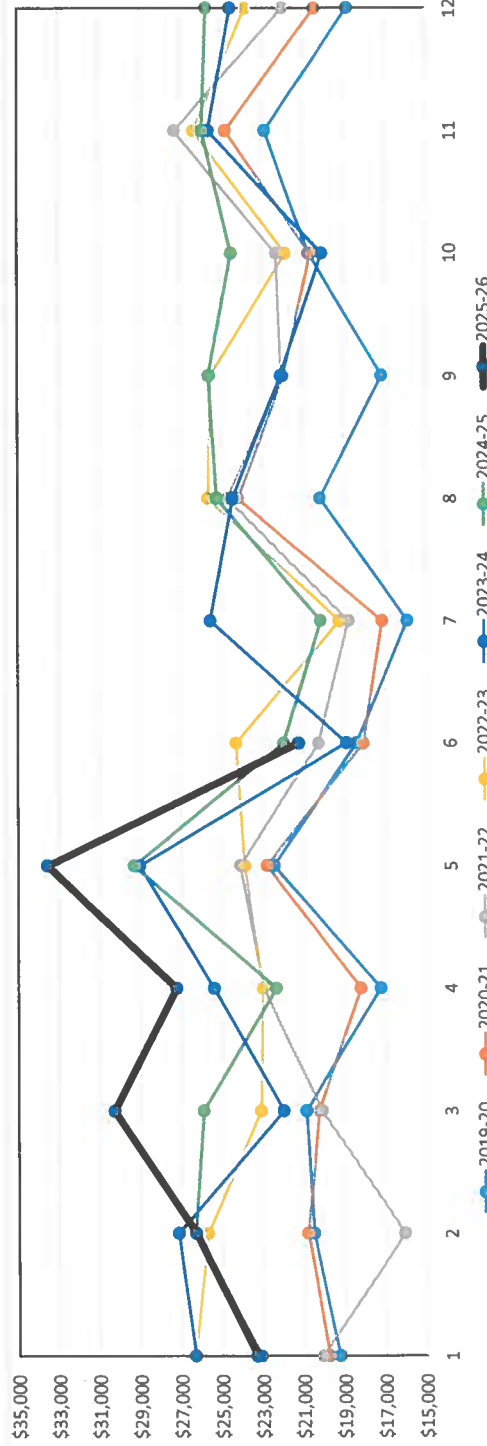
---

EDC President

---

EDC Executive Director

DEP.	2015-16	2016-17	2017-18	2018-19	2019-20	2020-21	2021-22	2022-23	2023-2024	2024-2025	25-2026	Monthly Compared to FY24
OCT	17,924.55	16,238.07	18,532.24	21,888.57	19,246.87	19,768.28	20,104.08	26,368.09	26,337.85	23,087.85	23,302.64	\$214.79
NOV	18,515.51	20,448.81	16,239.35	19,684.12	20,508.40	20,817.72	16,074.66	25,715.10	27,144.64	26,325.70	26,290.85	(\$34.85)
DEC	24,630.12	11,082.76	16,866.90	18,482.83	20,883.87	20,251.11	20,116.88	23,097.50	21,959.82	25,905.81	30,285.60	\$4,379.79
JAN	19,080.58	15,382.61	16,877.91	19,430.95	17,223.47	18,202.07	22,942.68	22,992.91	25,374.55	22,312.62	27,219.48	\$4,906.86
FEB	26,141.64	18,272.06	18,437.25	19,392.53	22,386.18	22,774.56	24,077.10	23,870.38	29,013.89	29,278.04	33,553.00	\$4,274.96
MAR	7,284.26	17,797.11	18,010.10	19,352.43	18,376.41	18,064.58	20,239.32	24,285.83	18,858.04	21,920.07	21,191.28	(\$728.79)
APR	13,141.06	15,966.36	16,501.16	17,881.80	15,876.37	17,132.74	18,765.42	19,211.96	25,525.00	20,125.54		(\$20,125.54)
MAY	19,624.21	19,405.74	20,224.74	19,530.43	20,137.82	24,156.93	24,661.09	25,628.99	24,398.03	25,190.58		(\$25,190.58)
JUNE	12,970.56	18,401.33	17,538.78	18,642.48	17,128.77	21,898.89	22,009.15	25,506.39	22,031.26	25,576.72		(\$25,576.72)
JULY	14,334.39	17,587.32	17,065.16	19,660.85	20,661.01	20,615.74	22,265.67	21,821.87	20,035.76	24,467.13		(\$24,467.13)
AUG	20,260.75	17,458.85	22,383.48	18,662.07	22,807.01	24,751.37	27,266.47	26,331.57	25,587.69	25,886.75		(\$25,886.75)
SEPT	14,700.01	18,054.11	19,528.46	18,973.64	18,791.20	20,402.91	21,964.13	23,794.53	24,504.51	25,679.30		(\$25,679.30)
<b>TOTAL</b>	<b>208,607.64</b>	<b>206,095.13</b>	<b>218,205.53</b>	<b>231,532.70</b>	<b>234,027.18</b>	<b>248,836.90</b>	<b>260,486.65</b>	<b>288,625.12</b>	<b>290,771.04</b>	<b>296,756.11</b>	<b>161,842.86</b>	<b>(\$133,913.26)</b>



<b>FY26 Projected Total Based on Avg</b>	<b>\$ 323,685.70</b>
--	----------------------

<b>Projected Growth over FY25</b>	<b>9%</b>
-----------------------------------	-----------

<b>FY25 Monthly Avg</b>	<b>\$ 24,646.34</b>
-------------------------	---------------------

<b>FY26 YTD Monthly Avg</b>	<b>\$ 26,973.81</b>
-----------------------------	---------------------

**Texas Sales Tax:**

Total Net Payments This Period: **\$683,328,880.52**; Comparable Payment Prior Year: **\$685,230,194.42**; Percent Change: **-0.28%**

Total Payments YTD: **\$2,373,931,410.58**; Total Prior Year Payment YTD: **\$2,318,556,125.00**; Percent Change: **2.39%**

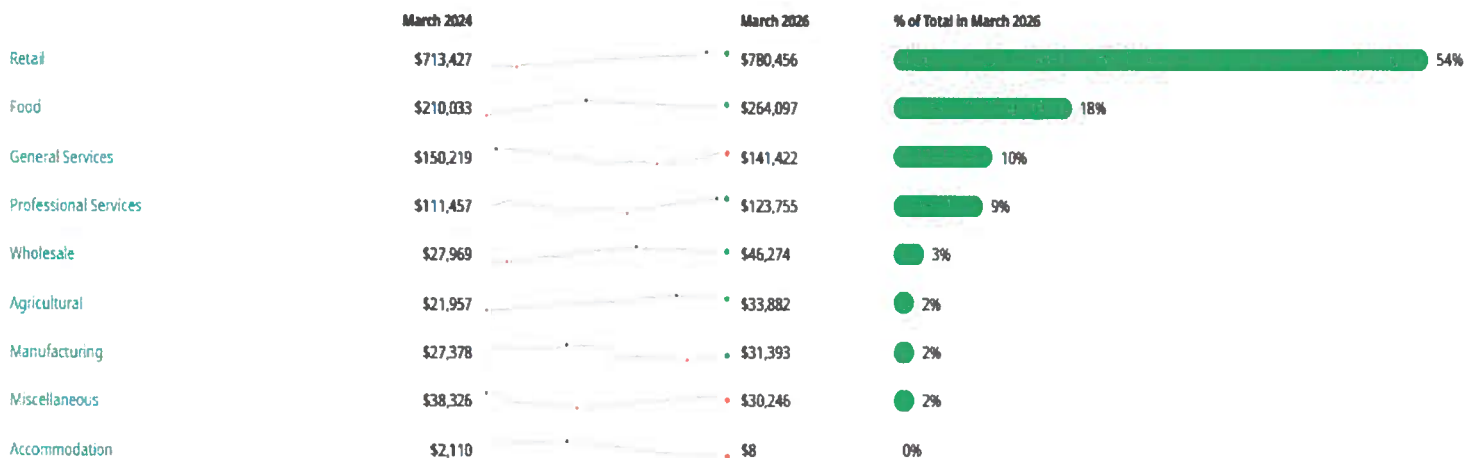
**County Sales and Use Tax Comparisons for March 2026**

City	Rate	Net Payment This Period	Comparable Payment Prior Year	% Change	Payment YTD	Prior Year Payment YTD	% Change
Canton	2.000%	\$392,431.00	\$368,470.53	6.50%	\$1,378,066.87	\$1,377,404.15	0.04%
Edgewood	2.000%	\$36,676.18	\$35,606.94	3.00%	\$143,300.03	\$147,389.01	-2.77%
Edom	1.000%	\$1,786.28	\$1,580.00	13.05%	\$9,622.22	\$7,033.87	36.79%
Fruitvale	2.000%	\$6,480.59	\$10,123.65	-35.98%	\$24,877.10	\$188,154.08	-86.77%
Grand Saline	2.000%	\$61,748.90	\$54,994.74	12.28%	\$222,282.79	\$183,792.13	20.94%
Van	2.000%	\$92,635.82	\$95,727.92	-3.23%	\$354,291.53	\$320,447.91	10.56%
Wills Point	2.000%	\$146,711.64	\$161,645.47	-9.23%	\$607,153.30	\$589,334.74	3.02%

How did our collections shake out this month?

Component	Recent Months	Current	Prior Year	% Change
Total Collections		\$93,452.75	\$97,031.87	(3.69%)
Prior Collections		\$642.35	\$588.52	26.32%
Current Collections		\$96,645.95	\$98,883.93	(2.26%)
Future Collections		\$4,905.52	\$6,183.15	(20.66%)
Audit Collections		(\$9,869.02)	(\$9,606.52)	(2.73%)
Single Local Rate Collections		\$1,114.62	\$1,045.94	6.57%
Unidentified Collections		\$13.33	\$16.85	(20.89%)
Service Fee		\$1,869.06	\$1,948.64	(3.69%)
Current Retained		\$1,831.67	\$1,981.82	(3.69%)
Prior Retained		\$2,883.88	\$2,538.51	13.60%
<b>Net Allocation</b>		<b>\$92,635.82</b>	<b>\$95,727.92</b>	<b>-3.23%</b>

How have the annual collections of our industries changed over the past two years?





# Van Economic Development Corporation

Budget vs. Actuals: Budget FY25-26 - FY26 P&L

## Monthly Report March

INCOME	BUDGET			YTD Revenue	Pending Revenue	% Collected
	March	YTD Revenue	% Collected			
City Sales & Tax Allocation	\$ 290,000.00	\$ 21,191.28	\$ 161,842.85	\$ 128,157.15	56%	
Movie House Rentals	\$ 1,400.00	\$ 675.00	\$ 1,875.00	\$ (475.00)	134%	
Other Income - Interest	\$ 10,000.00	\$ 1,315.66	\$ 11,277.22	\$ (1,277.22)	113%	
<b>Operating Income</b>	<b>\$ 301,400.00</b>	<b>\$ 21,866.28</b>	<b>\$ 163,717.85</b>	<b>\$ 137,682.15</b>	<b>54%</b>	
EXPENSES	YTD Expense			Funds	% Used	
Association Dues	\$ 2,100.00	\$ 175.00	\$ 1,070.00	\$ 1,030.00	51%	
Facilities/City Hall Expenses	\$ 6,700.00	\$ 474.03	\$ 1,878.54	\$ 4,821.46	28%	
Movie House Cleaning	\$ 2,000.00	\$ 150.00	\$ 900.00	\$ 1,100.00	45%	
Movie House Electric/Internet	\$ 4,800.00	\$ 719.76	\$ 1,908.27	\$ 2,891.73	40%	
Movie House Insurance	\$ 2,805.00	\$ -	\$ 2,805.00	\$ -	100%	
Movie House Bldg & Grounds	\$ 14,000.00	\$ 3,700.89	\$ 8,882.59	\$ 5,117.41	63%	
Meeting Expenses	\$ 500.00	\$ -	\$ -	\$ 500.00	0%	
Computer Software	\$ 9,300.00	\$ 3,250.00	\$ 4,250.00	\$ 5,050.00	46%	
IT Services (Shared Expense)	\$ 5,000.00	\$ 401.54	\$ 1,998.77	\$ 3,001.23	40%	
Software (Shared)	\$ 3,800.00	\$ -	\$ 754.96	\$ 3,045.04	20%	
Website (Shared Expense)	\$ 1,000.00	\$ -	\$ -	\$ 1,000.00	0%	
Office Supplies	\$ 1,000.00	\$ -	\$ 759.99	\$ 240.01	76%	
Payroll Expenses	\$ 82,331.57	\$ 8,462.45	\$ 36,948.79	\$ 45,382.78	45%	
Professional Services	\$ 5,000.00	\$ -	\$ 1,062.00	\$ 3,938.00	21%	
Advertising	\$ 2,000.00	\$ 363.72	\$ 392.70	\$ 1,607.30	20%	
Marketing	\$ 4,000.00	\$ -	\$ -	\$ 4,000.00	0%	
Promotional Events/Trade Shows	\$ 4,000.00	\$ -	\$ 100.00	\$ 3,900.00	3%	
Prize Money-Chamber Derrick Hunt	\$ 1,000.00	\$ -	\$ -	\$ 1,000.00	0%	
Training/Conferences	\$ 6,000.00	\$ -	\$ 2,127.00	\$ 3,873.00	35%	
Travel/Lodging/Meals	\$ 4,000.00	\$ 323.24	\$ 2,366.61	\$ 1,633.39	59%	
Water Well (City)	\$ 50,000.00	\$ -	\$ -	\$ 50,000.00	0%	
Façade Grants	\$ 30,000.00	\$ -	\$ -	\$ 30,000.00	0%	
Special Projects - Parks & Rec	\$ 10,000.00	\$ -	\$ -	\$ 10,000.00	0%	
Projects to be defined	\$ 50,063.43	\$ -	\$ -	\$ 50,063.43	0%	
<b>Total Expenses</b>	<b>\$ 301,400.00</b>	<b>\$ 18,020.63</b>	<b>\$ 68,205.22</b>	<b>\$ 233,194.78</b>	<b>23%</b>	



Van Economic Development Corporation

Budget vs. Actuals: Budget FY25-26 - FY26 P&L

Monthly Report March

<b>NET OPERATING INCOME</b>	<b>\$ 3,845.65</b>	<b>\$ 95,512.63</b>
-----------------------------	--------------------	---------------------

	<b>MONTH</b>	<b>YTD</b>	<b>PENDING</b>	<b>% COLLECTED</b>
<b>OTHER INCOME - INTEREST EARNED</b>				
Checking	\$ 0.91	\$ 7.73		
CD	\$ -	\$ 4,238.69		
TexPool	\$ 1,314.75	\$ 7,030.80		
<b>Total for Other Income</b>	<b>\$ 1,315.66</b>	<b>\$ 11,277.22</b>	<b>\$ (1,277.22)</b>	<b>113%</b>

<b>TOTAL P/L</b>	<b>\$ 5,161.31</b>	<b>\$ 106,789.85</b>
------------------	--------------------	----------------------



# Participant Statement

VAN ECONOMIC DEVELOPMENT CORP  
 VAN ECONOMIC DEVELOPMENT CORP  
 ATTN TAMMY WEIDMAN  
 PO BOX 1046  
 VAN TX 75790-1046

**Statement Period** 03/01/2026 - 03/31/2026

Page 1 of 2

**Customer Service** 1-866-TEX-POOL  
**Location ID** 000079844  
**Investor ID** 000029822

## TexPool Update

Stay informed with the latest market perspective from our portfolio managers and strategists by visiting the Insights page of TexPool.com.

## TexPool Summary

Pool Name	Beginning Balance	Total Deposits	Total Withdrawals	Total Interest	Current Balance	Average Balance
Texas Local Government Investment Pool	\$421,517.58	\$0.00	\$0.00	\$1,314.75	\$422,832.33	\$421,559.99
<b>Total Dollar Value</b>	<b>\$421,517.58</b>	<b>\$0.00</b>	<b>\$0.00</b>	<b>\$1,314.75</b>	<b>\$422,832.33</b>	

## Portfolio Value

Pool Name	Pool/Account	Market Value (03/01/2026)	Share Price (03/31/2026)	Shares Owned (03/31/2026)	Market Value (03/31/2026)
Texas Local Government Investment Pool	449/7984400001	\$421,517.58	\$1.00	422,832.330	\$422,832.33
<b>Total Dollar Value</b>		<b>\$421,517.58</b>			<b>\$422,832.33</b>

## Interest Summary

Pool Name	Pool/Account	Month-to-Date Interest	Year-to-Date Interest
Texas Local Government Investment Pool	449/7984400001	\$1,314.75	\$3,637.54
<b>Total</b>		<b>\$1,314.75</b>	<b>\$3,637.54</b>





## EDC Directors Report for April 27, 2026

### Updates:

- Last month I completed year 3 of the three-year program, Community Development Institute program. I plan to take my certification exam in October to earn my Professional Community and Economic Developer (PCED) designation.  
I appreciate the opportunity you have provided for me to expand my knowledge and better serve our community.
- I am continuing coursework through TEEX to obtain my Certified Texas Economic Developer (CTED) certification, which I anticipate completing by June 2027. I sincerely appreciate the board and City Council for their continued investment in my professional development.
- The Movie House sound panels have been installed. They look great and have made a noticeable improvement. If additional noise reduction is desired, Landry has suggested alternating ceiling tiles with sound-absorbing options. The company we purchased the panels from also offers these products.
- The McDonald's Groundbreaking Ceremony was well attended. Kevin and Jeaneane Lilly look forward to being involved in our community.
- Building Van was cancelled for this year due to lack of contractor participation.

BRE: ~~NI~~ III

### Meetings & Training:

March 24-25: Advanced ED Finance CTED class

April 3: McDonald's Groundbreaking Ceremony

April 7: Commissioners' Court

April 9: Kiwanis Meeting & City Council Meeting

April 22-24: American Rural Communities in Texas (ARCIT) conference