



NOTICE OF REGULAR MEETING
THE ECONOMIC DEVELOPMENT CORPORATION
Monday, January 26, 2026
5:30 PM

Danny Morrow
Candice Myers
Chase Penny
Dwayne Wheeler
Ivy Lopez
Candace Gore
Howard Patterson

AGENDA

Notice is hereby given as required by Title 5, Chapter 551.041 of the Government Code that the Van Economic Development Board will meet in a Regular Meeting on Monday, January 26, 2026, at 5:30 PM at City Hall 310 Chestnut St., Van, TX 75790. The items listed below are placed on the agenda for discussion and/or action.

Notice is hereby given as required by Title 5, Chapter 551.041 of the Government Code that a possible quorum of the Van City Council may be present at this meeting. No official business of the City of Van will be conducted by the City Council at this meeting.

I. CALL MEETING TO ORDER

- A. Roll Call and Establish a Quorum

II. INVOCATION

III. PLEDGE OF ALLEGIANCE

- A. US Flag

- B. Texas Flag

"Honor the Texas flag; I pledge allegiance to thee, Texas, one state under God, one and indivisible."

IV. OPEN FORUM

The opportunity for citizens to address the Board on any agenda item (**limit 3 minutes per person**); however, the Texas Open Meetings Act prohibits the Board from discussing issues on which the public has not been given three business days notice. Issues raised may be referred to City Staff for research and potential future action.

V. CONSENT AGENDA

(All consent agenda items are considered routine by the Board and will be enacted by one motion. There will be no separate discussion of these items unless a Board member request an item be removed and considered separately.)

- A. Meeting Minutes

- B. Financial Report

VI. DIRECTOR'S REPORT

- A. Report and update from EDC Executive Director

- B. Report and update from EDC President

VII. INFORMATION AND DISCUSSION

- A. Van Soccer Association Shade Benches Project

- B. Movie House Sound Panels

VIII. **ACTION ITEMS**

IX. **EXECUTIVE SESSION**

Pursuant to the Open Meetings Act, Chapter 551, Texas Government Code, Sec. 551.072, 551.073, 551.074, 551.076, 551.087, and Section 418.183(f) of the Texas Government Code (Texas Disaster Act). Refer to posted list attached hereto and incorporated here in.

X. **RECONVENE INTO REGULAR SESSION AND CONSIDER ACTION IF ANY**

RECEIVE REQUESTS FROM BOARD MEMBERS/STAFF FOR ITEMS TO BE PLACED ON NEXT MEETING AGENDA

Discussion under this item must be limited to whether the Board wishes to include a potential agenda item on a future agenda.


XI. **ADJOURN**

CERTIFICATION

I hereby certify that the above notice was posted in the bulletin board at Van City Hall, 310 Chestnut St., Van, Texas 75790 by 5:00 pm on January 20, 2026

Tammy Weidman, Van EDC Executive Director

NOTE: If, during the meeting, any discussion of any item on the agenda should be held in a closed meeting, the Council will conduct a closed meeting in accordance with the Texas Open Meetings Act, Texas Government Code, Chapter 551, Subchapters D and E

 *Persons with disabilities who plan to attend this public meeting and who may need auxiliary aid or services are requested to contact the Van City Hall 48 hours in advance, at (903)963-7216, and reasonable accommodations will be made for assistance.*



NOTICE OF REGULAR MEETING
THE ECONOMIC DEVELOPMENT CORPORATION
Monday, November 24, 2025
5:30 PM

Danny Morrow
Candice Myers
Chase Penny
Dwayne Wheeler
Ivy Lopez
Candace Gore
Howard Patterson

MINUTES

I. CALL MEETING TO ORDER

Meeting called to order by Danny Morrow

A. Roll Call and Establish a Quorum

Present: Danny Morrow, Candice Myers, Dwayne Wheeler, Candace Gore, Howard Patterson

Absent: Chase Penny, Ivy Lopez

II. INVOCATION

Invocation was led by Howard Patterson

III. PLEDGE OF ALLEGIANCE

Led by Danny Morrow

A. US Flag

B. Texas Flag

"Honor the Texas flag; I pledge allegiance to thee, Texas, one state under God, one and indivisible."

IV. OPEN FORUM

The opportunity for citizens to address the Board on any agenda item (**limit 3 minutes per person**); however, the Texas Open Meetings Act prohibits the Board from discussing issues on which the public has not been given three business days notice. Issues raised may be referred to City Staff for research and potential future action.

V. CONSENT AGENDA

(All consent agenda items are considered routine by the Board and will be enacted by one motion. There will be no separate discussion of these items unless a Board member request an item be removed and considered separately.)

RESULT:	Passed
MOVER:	Dwayne Wheeler
SECONDER:	Candice Myers
AYES:	Candice Myers, Dwayne Wheeler, Candace Gore, Howard Patterson
NAYS:	None
ABSTAINED:	None

A. Meeting Minutes

B. Financial Report

VI. DIRECTOR'S REPORT

- A. Report and update from EDC Executive Director
- B. Report and update from EDC President on the annual review process of the EDC Executive Director

VII. INFORMATION AND DISCUSSION

- A. A virtual Economic Development Sales Tax Workshop is available — December 1–15, 2025
Reminder — No EDC Board Meeting in December
The item was discussed and board members who took the Sales Tax Training class last year do not need to take it this year. Howard Patterson is eligible to sign up for the December virtual class.

VIII. ACTION ITEMS

- A. Discussion, Consideration, and Possible Action regarding the lease or purchase of a new printer to replace the current unit located at the Chamber office.

RESULT:	Passed
MOVER:	Dwayne Wheeler
SECONDER:	Howard Patterson
AYES:	Candice Myers, Dwayne Wheeler, Candace Gore, Howard Patterson
NAYS:	None
ABSTAINED:	None

A motion was made and approved to purchase an Epson EcoTank Pro ET-5850 printer to use at the Chamber office

IX. EXECUTIVE SESSION

Pursuant to the Open Meetings Act, Chapter 551, Texas Government Code, Sec. 551.072, 551.073, 551.074, 551.076, 551.087, and Section 418.183(f) of the Texas Government Code (Texas Disaster Act). Refer to posted list attached hereto and incorporated here in.

X. RECONVENE INTO REGULAR SESSION AND CONSIDER ACTION IF ANY

RECEIVE REQUESTS FROM BOARD MEMBERS/STAFF FOR ITEMS TO BE PLACED ON NEXT MEETING AGENDA

Discussion under this item must be limited to whether the Board wishes to include a potential agenda item on a future agenda.

XI. ADJOURN

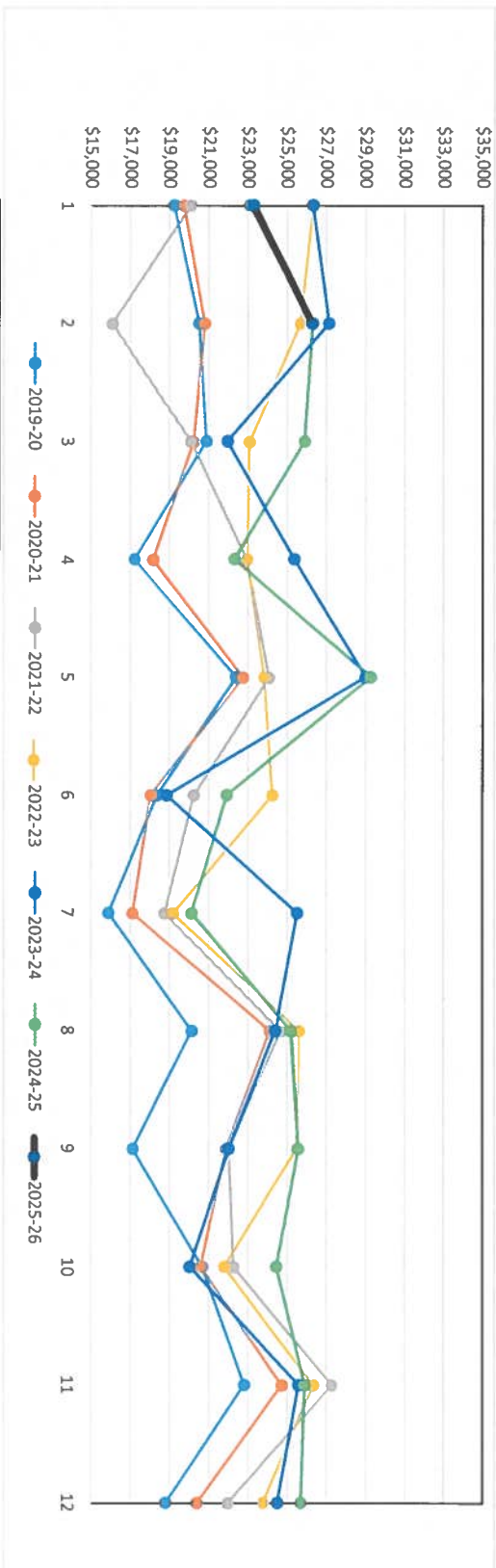
RESULT:	Passed
MOVER:	Candace Gore
SECONDER:	Candice Myers
AYES:	Candice Myers, Dwayne Wheeler, Candace Gore, Howard Patterson
NAYS:	None
ABSTAINED:	None

Attest:

EDC President

EDC Executive Director

DEP.	2015-16	2016-17	2017-18	2018-19	2019-20	2020-21	2021-22	2022-23	2023-2024	2024-2025	25-2026	Monthly Computed to FY24
OCT	17,924.55	16,238.07	18,532.24	21,838.57	19,246.87	19,768.28	20,104.08	26,368.09	26,337.85	23,087.85	23,302.64	\$214.79
NOV	18,515.51	20,448.81	16,239.35	19,684.12	20,508.40	20,817.72	16,074.66	25,715.10	27,144.64	26,325.70	26,290.85	(\$34.85)
DEC	24,630.12	11,082.76	16,866.90	18,482.83	20,883.87	20,251.11	20,116.88	23,097.50	21,959.82	25,905.81		(\$25,905.81)
JAN	19,080.58	15,382.61	16,877.91	19,430.95	17,223.47	18,202.07	22,942.68	22,992.91	25,374.55	22,312.62		(\$22,312.62)
FEB	26,141.64	18,272.06	18,437.25	19,392.53	22,386.18	22,774.56	24,077.10	23,870.38	29,013.89	29,278.04		(\$29,278.04)
MAR	7,284.26	17,797.11	18,010.10	19,352.43	18,376.41	18,064.58	20,239.32	24,285.83	18,858.04	21,920.07		(\$21,920.07)
APR	13,141.06	15,966.36	16,501.16	17,861.80	15,876.37	17,132.74	18,765.42	19,211.96	25,525.00	20,125.54		(\$20,125.54)
MAY	19,624.21	19,405.74	20,224.74	19,530.43	20,137.62	24,156.93	24,661.09	25,628.99	24,398.03	25,190.58		(\$25,190.58)
JUNE	12,970.56	18,401.33	17,538.78	18,642.48	17,128.77	21,898.89	22,009.15	25,506.39	22,031.26	25,576.72		(\$25,576.72)
JULY	14,334.39	17,587.32	17,065.16	19,660.85	20,661.01	20,615.74	22,265.67	21,821.87	20,035.76	24,467.13		(\$24,467.13)
AUG	20,260.75	17,458.85	22,383.48	18,662.07	22,807.01	24,751.37	27,266.47	26,331.57	25,587.69	25,886.75		(\$25,886.75)
SEPT	14,700.01	18,054.11	19,528.46	18,973.64	18,791.20	20,402.91	21,964.13	23,794.53	24,504.51	25,679.30		(\$25,679.30)
TOTAL	208,807.64	206,095.13	218,206.53	231,532.70	234,027.18	248,836.90	260,486.65	288,625.12	290,771.04	295,756.11	49,593.49	(\$246,162.62)



FY25 Monthly Avg	\$ 24,646.34
----------------------------	---------------------

FY26 Projected Total Based on Avg	\$ 297,560.94
---	----------------------

FY26 YTD Monthly Avg	\$ 24,796.75
--------------------------------	---------------------

Projected Growth over FY25	1%
-----------------------------------	-----------



Van Economic Development Corporation

Budget vs. Actuals: Budget FY25-26 - FY26 P&L

Monthly Report November

INCOME	BUDGET		November		YTD Revenue		Pending Revenue		% Collected
City Sales & Tax Allocation	\$	290,000.00	\$	26,290.85	\$	49,593.49	\$	240,406.51	17%
Movie House Rentals	\$	1,400.00	\$	-	\$	200.00	\$	1,200.00	14%
Operating Income	\$	291,400.00	\$	26,290.85	\$	49,793.49	\$	241,606.51	17%
EXPENSES					YTD Expense		Funds		% Used
Association Dues	\$	4,600.00	\$	-	\$	545.00	\$	4,055.00	
Facilities/City Hall Expenses	\$	6,700.00	\$	73.79	\$	935.01	\$	5,764.99	14%
Movie House Cleaning	\$	2,000.00	\$	150.00	\$	300.00	\$	1,700.00	15%
Movie House Electric/Internet	\$	4,800.00	\$	125.00	\$	125.00	\$	4,675.00	3%
Movie House Insurance	\$	2,805.00	\$	-	\$	2,805.00	\$	-	100%
Movie House Bldg & Grounds	\$	9,500.00	\$	4,615.76	\$	4,854.76	\$	4,645.24	51%
Meeting Expenses	\$	500.00	\$	-	\$	-	\$	500.00	0%
Computer Software	\$	9,300.00	\$	250.00	\$	250.00	\$	9,050.00	3%
Computer Software (Shared)	\$	5,000.00	\$	387.53	\$	326.52	\$	4,673.48	7%
IT Services (Shared Expense)	\$	3,800.00	\$	326.52	\$	387.53	\$	3,412.47	10%
Website (Shared Expense)	\$	1,000.00	\$	-	\$	-	\$	1,000.00	0%
Office Supplies	\$	1,000.00	\$	-	\$	-	\$	1,000.00	0%
Payroll Expenses	\$	82,331.57	\$	6,190.15	\$	11,821.05	\$	70,510.52	14%
Professional Services	\$	7,000.00	\$	170.00	\$	170.00	\$	6,830.00	2%
Advertising	\$	2,000.00	\$	28.98	\$	28.98	\$	1,971.02	1%
Marketing	\$	4,000.00	\$	-	\$	-	\$	4,000.00	0%
Promotional Events/Trade Shows	\$	4,000.00	\$	-	\$	-	\$	4,000.00	0%
Prize Money--Chamber Derrick Hunt	\$	1,000.00	\$	-	\$	-	\$	1,000.00	0%
Training/Conferences	\$	6,000.00	\$	-	\$	-	\$	6,000.00	0%
Travel/Lodging/Meals	\$	4,000.00	\$	447.06	\$	447.06	\$	3,552.94	11%
Water Well (City)	\$	50,000.00	\$	-	\$	-	\$	50,000.00	0%
Facade Grants	\$	30,000.00	\$	-	\$	-	\$	30,000.00	0%
Special Projects - Parks & Rec	\$	10,000.00	\$	-	\$	-	\$	10,000.00	0%
Projects to be defined	\$	50,063.43	\$	-	\$	-	\$	50,063.43	0%
Total Expenses	\$	301,400.00	\$	12,764.79	\$	22,995.91	\$	278,404.09	8%
NET OPERATING INCOME	\$	13,526.06	\$	26,797.58					



Van Economic Development Corporation

Budget vs. Actuals: Budget FY25-26 - FY26 P&L

Monthly Report November

OTHER INCOME - INTEREST EARNED	MONTH	YTD	PENDING	% COLLECTED
Checking	\$ 1.42	\$ 3.04		
CD	\$ 2,108.71	\$ 2,108.71		
TexPool	\$ 1,088.81	\$ 2,214.46		
Total for Other Income	\$ 3,198.94	\$ 4,326.21	\$ 5,673.79	43%
<hr/>				
NET INCOME	\$ 16,725.00	\$ 31,123.79		

County Sales and Use Tax Comparison for November 2025

City	Rate	Net Payment This Period	Comparable Payment Prior Year	% Change	Payment YTD	Prior Year Payment YTD	% Change
Canton	2.000%	\$412,511.56	\$461,873.37	-10.68%	\$4,785,923.60	\$4,802,378.78	-0.34%
Edgewood	2.000%	\$47,123.08	\$49,841.25	-5.45%	\$519,283.93	\$468,125.00	10.92%
Edom	1.000%	\$2,218.31	\$2,333.07	-4.91%	\$23,444.45	\$23,467.45	-0.09%
Fruitvale	2.000%	\$9,000.58	\$8,014.62	12.30%	\$253,735.20	\$86,351.48	193.84%
Grand Saline	2.000%	\$76,448.14	\$73,749.35	3.65%	\$736,907.91	\$718,944.96	2.49%
Van	2.000%	\$113,803.76	\$113,636.91	0.14%	\$1,177,716.46	\$1,145,221.20	2.83%
Wills Point	2.000%	\$210,928.20	\$216,379.44	-2.51%	\$2,038,281.66	\$2,083,752.62	-2.18%

How did our collections shake out this month?

Component	Recent Novembers	Current	Prior Year	% Change
Total Collections		\$116,369.31	\$116,224.25	0.12%
Prior Collections		\$585.33	\$226.35	158.60%
Current Collections		\$124,105.32	\$123,242.37	0.70%
Future Collections		\$0.00	\$0.00	0.00%
Audit Collections		(\$9,817.43)	(\$8,779.75)	(11.82%)
Single Local Rate Collections		\$1,472.81	\$1,451.39	1.48%
Unidentified Collections		\$23.28	\$83.89	(72.25%)
Service Fee		\$2,327.39	\$2,324.49	0.12%
Current Retained		\$2,280.84	\$2,278.00	0.12%
Prior Retained		\$2,042.68	\$2,015.15	1.37%
Net Allocation		\$113,803.76	\$113,636.91	0.15%

How have the annual collections of our industries changed over the past two years?

	November 2023	November 2025	% of Total in November 2025
Retail	\$702,007	\$769,160	54%
Food	\$182,881	\$264,147	19%
Professional Services	\$116,957	\$119,024	8%
General Services	\$160,365	\$117,720	8%
Wholesale	\$27,526	\$50,417	4%
Agricultural	\$18,978	\$35,469	3%
Miscellaneous	\$35,928	\$29,172	2%
Manufacturing	\$25,958	\$26,078	2%
Accommodation	\$1,509	\$252	0%



Participant Statement

VAN ECONOMIC DEVELOPMENT CORP
 VAN ECONOMIC DEVELOPMENT CORP
 ATTN TAMMY WEIDMAN
 PO BOX 1046
 VAN TX 75790-1046

Statement Period **11/01/2025 - 11/30/2025**

Page 1 of 2

Customer Service **1-866-TEX-POOL**
 Location ID **000079844**
 Investor ID **000029822**

TexPool Update

Keep up to date with the latest market talk from our portfolio managers and strategists by visiting the Insights page of TexPool.com.

TexPool Summary

Pool Name	Beginning Balance	Total Deposits	Total Withdrawals	Total Interest	Current Balance	Average Balance
Texas Local Government Investment Pool	\$321,104.26	\$33,058.40	\$0.00	\$1,088.81	\$355,251.47	\$333,334.55
Total Dollar Value	\$321,104.26	\$33,058.40	\$0.00	\$1,088.81	\$355,251.47	

Portfolio Value

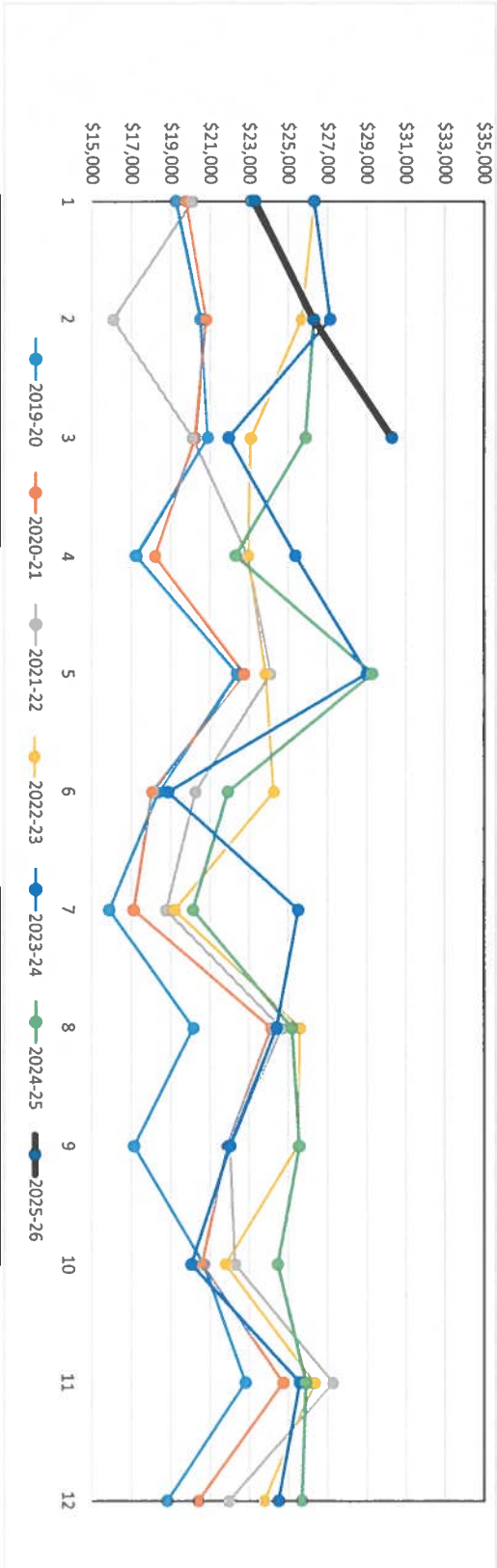
Pool Name	Pool/Account	Market Value (11/01/2025)	Share Price (11/30/2025)	Shares Owned (11/30/2025)	Market Value (11/30/2025)
Texas Local Government Investment Pool	449/7984400001	\$321,104.26	\$1.00	355,251.470	\$355,251.47
Total Dollar Value		\$321,104.26			\$355,251.47

Interest Summary

Pool Name	Pool/Account	Month-to-Date Interest	Year-to-Date Interest
Texas Local Government Investment Pool	449/7984400001	\$1,088.81	\$12,101.49
Total		\$1,088.81	\$12,101.49



DEP.	2015-16	2016-17	2017-18	2018-19	2019-20	2020-21	2021-22	2022-23	2023-2024	2024-2025	25-2026	Monthly Computed to FY24
OCT	17,924.55	16,238.07	18,532.24	21,838.57	19,246.87	19,768.28	20,104.08	26,368.09	26,337.85	23,087.85	23,302.64	\$214.79
NOV	18,515.51	20,448.81	16,239.35	19,684.12	20,508.40	20,817.72	16,074.66	25,715.10	27,144.64	26,325.70	26,290.85	(\$34.85)
DEC	24,630.12	11,082.76	16,866.90	18,482.83	20,883.87	20,251.11	20,116.88	23,097.50	21,959.82	25,905.81	30,285.60	\$4,379.79
JAN	19,080.58	15,382.61	16,877.91	19,430.95	17,223.47	18,202.07	22,942.68	22,992.91	25,374.55	22,312.62		(\$22,312.62)
FEB	26,141.64	18,272.06	18,437.25	19,392.53	22,386.18	22,774.56	24,077.10	23,870.38	29,013.89	29,278.04		(\$29,278.04)
MAR	7,284.26	17,797.11	18,010.10	19,352.43	18,376.41	18,064.58	20,239.32	24,285.83	18,858.04	21,920.07		(\$21,920.07)
APR	13,141.06	15,966.36	16,501.16	17,861.80	15,876.37	17,132.74	18,765.42	19,211.96	25,525.00	20,125.54		(\$20,125.54)
MAY	19,624.21	19,405.74	20,224.74	19,530.43	20,137.62	24,156.93	24,661.09	25,628.99	24,398.03	25,190.58		(\$25,190.58)
JUNE	12,970.56	18,401.33	17,538.78	18,642.48	17,128.77	21,898.89	22,009.15	25,506.39	22,031.26	25,576.72		(\$25,576.72)
JULY	14,334.39	17,587.32	17,065.16	19,660.85	20,661.01	20,615.74	22,265.67	21,821.87	20,035.76	24,467.13		(\$24,467.13)
AUG	20,260.75	17,458.85	22,383.48	18,662.07	22,807.01	24,751.37	27,266.47	26,331.57	25,567.69	25,886.75		(\$25,886.75)
SEPT	14,700.01	18,054.11	19,528.46	18,973.64	18,791.20	20,402.91	21,964.13	23,794.53	24,504.51	25,679.30		(\$25,679.30)
TOTAL	208,807.64	206,095.13	218,205.53	231,532.70	234,027.18	248,836.90	260,486.65	288,625.12	290,771.04	295,786.11	79,879.09	(\$215,877.02)



FY25	Monthly	\$	24,646.34
	Avg		

FY26	Projected	\$	319,516.36
	Total Based		
	on Avg		

FY26 YTD	Monthly	\$	26,626.36
	Avg		

Projected	Growth over	FY25	8%
------------------	--------------------	-------------	-----------



Van Economic Development Corporation

Budget vs. Actuals: Budget FY25-26 - FY26 P&L

Monthly Report December

INCOME	BUDGET	December	YTD Revenue	Pending Revenue	% Collected
City Sales & Tax Allocation	\$ 290,000.00	\$ 30,285.60	\$ 79,879.09	\$ 210,120.91	28%
Movie House Rentals	\$ 1,400.00	\$ 200.00	\$ 400.00	\$ 1,000.00	29%
Operating Income	\$ 291,400.00	\$ 30,485.60	\$ 80,279.09	\$ 211,120.91	28%
EXPENSES					
Association Dues	\$ 4,600.00	\$ -	\$ 545.00	\$ 4,055.00	12%
Facilities/City Hall Expenses	\$ 6,700.00	\$ 62.33	\$ 997.34	\$ 5,702.66	15%
Movie House Cleaning	\$ 2,000.00	\$ 150.00	\$ 450.00	\$ 1,550.00	23%
Movie House Electric/Internet	\$ 4,800.00	\$ 125.00	\$ 250.00	\$ 4,550.00	5%
Movie House Insurance	\$ 2,805.00	\$ -	\$ 2,805.00	\$ -	100%
Movie House Bldg & Grounds Meeting Expenses	\$ 9,500.00	\$ 50.61	\$ 4,905.37	\$ 4,594.63	52%
Computer Software	\$ 500.00	\$ -	\$ -	\$ 500.00	0%
Computer Software (Shared)	\$ 9,300.00	\$ 250.00	\$ 500.00	\$ 8,800.00	5%
IT Services (Shared Expense)	\$ 5,000.00	\$ 404.10	\$ 326.52	\$ 4,673.48	7%
Website (Shared Expense)	\$ 3,800.00	\$ -	\$ 791.63	\$ 3,008.37	21%
Office Supplies	\$ 1,000.00	\$ -	\$ -	\$ 1,000.00	0%
Payroll Expenses	\$ 1,000.00	\$ 649.99	\$ 649.99	\$ 350.01	65%
Professional Services	\$ 82,331.57	\$ 5,708.52	\$ 17,529.57	\$ 64,802.00	21%
Advertising	\$ 7,000.00	\$ -	\$ 170.00	\$ 6,830.00	2%
Marketing	\$ 2,000.00	\$ -	\$ 28.98	\$ 1,971.02	1%
Promotional Events/Trade Shows	\$ 4,000.00	\$ -	\$ -	\$ 4,000.00	0%
Prize Money-Chamber Derrick Hunt	\$ 4,000.00	\$ -	\$ -	\$ 4,000.00	0%
Training/Conferences	\$ 1,000.00	\$ -	\$ -	\$ 1,000.00	0%
Travel/Lodging/Meals	\$ 6,000.00	\$ 1,857.00	\$ 1,857.00	\$ 4,143.00	31%
Water Well (City)	\$ 4,000.00	\$ 1,147.33	\$ 1,594.39	\$ 2,405.61	40%
Facade Grants	\$ 50,000.00	\$ -	\$ -	\$ 50,000.00	0%
Special Projects - Parks & Rec	\$ 30,000.00	\$ -	\$ -	\$ 30,000.00	0%
Projects to be defined	\$ 10,000.00	\$ -	\$ -	\$ 10,000.00	0%
Total Expenses	\$ 50,063.43	\$ -	\$ -	\$ 50,063.43	0%
NET OPERATING INCOME	\$ 301,400.00	\$ 10,404.88	\$ 33,400.79	\$ 267,999.21	11%
		\$ 20,080.72	\$ 46,878.30		



Van Economic Development Corporation

Budget vs. Actuals: Budget FY25-26 - FY26 P&L

Monthly Report December

	MONTH	YTD	PENDING	% COLLECTED
OTHER INCOME - INTEREST EARNED				
Checking	\$ 0.95	\$ 3.99		
CD	\$ -	\$ 2,108.71		
TexPool	\$ 1,178.80	\$ 3,393.26		
Total for Other Income	\$ 1,179.75	\$ 5,505.96	\$ 4,494.04	55%
	NET INCOME \$ 21,260.47	\$ 52,384.26		

County Sales and Use Tax Comparison for December 2025

City	Rate	Net Payment This Period	Comparable Payment Prior Year	% Change	Payment YTD	Prior Year Payment YTD	% Change
Canton	2.000%	\$477,622.17	\$439,951.82	8.56%	\$5,263,545.77	\$5,242,330.60	0.40%
Edgewood	2.000%	\$48,875.84	\$40,351.11	21.12%	\$568,159.77	\$508,476.11	11.73%
Edom	1.000%	\$2,157.38	\$1,665.06	29.56%	\$25,601.83	\$25,132.51	1.86%
Fruitvale	2.000%	\$8,849.66	\$7,418.73	19.28%	\$262,584.86	\$93,770.21	180.03%
Grand Saline	2.000%	\$55,619.21	\$61,436.12	-9.46%	\$792,527.12	\$780,381.08	1.55%
Van	2.000%	\$130,241.78	\$112,772.17	15.49%	\$1,307,958.24	\$1,257,993.37	3.97%
Wills Point	2.000%	\$170,623.62	\$177,694.88	-3.97%	\$2,208,905.28	\$2,261,447.50	-2.32%

How did our collections shake out this month?

Component	Recent Decembers	Current	Prior Year	% Change
Total Collections		\$133,237.13	\$115,050.15	15.81%
Prior Collections		\$4,530.49	\$796.27	468.96%
Current Collections		\$130,895.23	\$110,810.87	18.12%
Future Collections		\$5,959.69	\$11,093.38	(46.28%)
Audit Collections		(\$9,811.77)	(\$8,952.48)	(9.60%)
Single Local Rate Collections		\$1,655.89	\$1,265.07	30.89%
Unidentified Collections		\$7.60	\$37.04	(79.48%)
Service Fee		\$2,664.74	\$2,301.00	15.81%
Current Retained		\$2,611.45	\$2,254.98	15.81%
Prior Retained		\$2,280.84	\$2,278.00	0.12%
Net Allocation		\$130,241.78	\$112,772.17	15.49%

How have the annual collections of our industries changed over the past two years?

	December 2023	December 2025	% of Total in December 2025
Retail	\$704,385	\$775,323	54%
Food	\$183,176	\$261,156	18%
General Services	\$156,906	\$126,487	9%
Professional Services	\$117,460	\$121,991	9%
Wholesale	\$28,971	\$45,434	3%
Agricultural	\$20,076	\$36,173	3%
Miscellaneous	\$38,330	\$33,787	2%
Manufacturing	\$26,736	\$28,176	2%
Accommodation	\$1,536	\$193	0%

TexPool Participant Services
 1001 Texas Avenue, Suite 1150
 Houston, TX 77002



VAN ECONOMIC DEVELOPMENT CORP
 VAN ECONOMIC DEVELOPMENT CORP
 ATTN TAMMY WEIDMAN
 PO BOX 1046
 VAN TX 75790-1046

Participant Statement

Statement Period 12/01/2025 - 12/31/2025

Customer Service 1-866-TEX-POOL
Location ID 000079844
Investor ID 000029822

TexPool Update

Stay informed with the latest market perspective from our portfolio managers and strategists by visiting the Insights page of TexPool.com.

TexPool Summary						
Pool Name	Beginning Balance	Total Deposits	Total Withdrawals	Total Interest	Current Balance	Average Balance
Texas Local Government Investment Pool	\$355,251.47	\$17,972.96	\$0.00	\$1,178.80	\$374,403.23	\$363,406.32
Total Dollar Value	\$355,251.47	\$17,972.96	\$0.00	\$1,178.80	\$374,403.23	

Portfolio Value

Pool Name	Pool/Account	Market Value (12/01/2025)	Share Price (12/31/2025)	Shares Owned (12/31/2025)	Market Value (12/31/2025)
Texas Local Government Investment Pool	449/7984400001	\$355,251.47	\$1.00	374,403.230	\$374,403.23
Total Dollar Value		\$355,251.47			\$374,403.23

Interest Summary

Pool Name	Pool/Account	Month-to-Date Interest	Year-to-Date Interest
Texas Local Government Investment Pool	449/7984400001	\$1,178.80	\$13,280.29
Total		\$1,178.80	\$13,280.29

Transaction Detail

Texas Local Government Investment Pool Participant: VAN ECONOMIC DEVELOPMENT CORP
 Pool/Account: 449/7984400001

Transaction Date	Settlement Date	Transaction Description	Transaction Dollar Amount	Share Price	Shares This Transaction	Shares Owned
12/01/2025	12/01/2025	BEGINNING BALANCE	\$355,251.47	\$1.00		355,251.470
12/18/2025	12/18/2025	ACH DEPOSIT	\$17,972.96	\$1.00	17,972.960	373,224.430
12/31/2025	12/31/2025	MONTHLY POSTING	\$1,178.80	\$1.00	1,178.800	374,403.230
Account Value as of 12/31/2025			\$374,403.23	\$1.00		374,403.230



EDC Directors Report for January 26, 2026

Updates:

Congratulations to Howard Patterson for completing the Economic Development Sales Tax Workshop in December.

I want to take a moment to sincerely thank each of you for committing your time to the six-hour training. Your dedication directly impacts the future of our community, and I am truly grateful to work with you. For those of us who attended in 2024, I have attached the schedule for the 2026 Economic Development Sales Tax Workshops.

Business Updates:

The Van Shopping Plaza and Coupe's building is listed for sale on Loopnet.

April and Ricky are retiring and closing Ricky G's Auto Repair Shop.

Print & Design is relocating the business.

I have been working on updating property owner/business information.

Chamber Update: The Van Area Chamber of Commerce held its election of officers in December. The newly elected officers are Jane Burns as President, Lisa Mays as Vice President, Katie Betncourt as Treasurer and Pat Valentine as Secretary. With this new leadership, the Chamber office will have extended hours and increased visibility downtown. The Chamber is currently working on plans for this year's events and exploring additional ways to support and promote local businesses.

I filed our annual report with the Texas Comptroller's office.

BRE = III IIII

Meetings & Training:

December 2- Chamber Quarterly Luncheon

December 3- Commissioners Court Meeting

December 11 – Kiwanis Meeting

December 11 – City Council Meeting

January 8 – City Council Meeting


January 15 – EDC Leadership Class

January 21 – ARCIT Regional Conference



SHADE THEIR GAME SHOW YOUR NAME

Sponsor a Bench Today!



Sponsorship Details

- \$980 per Bench
- Banner Hung on Back of Bench
- One Time Cost with Long Lasting Visibility

Van Soccer Association is growing, and we need your support!

This season, we're adding **benches with awnings to every field** to keep our athletes cool, comfortable, and game-ready. By sponsoring a bench, your business becomes part of our vision—building community, supporting youth, and growing the future of soccer in Van.

Join us today and leave your mark on the field!

**For sponsorship details or payment, please contact
Felicia Peek at 903-376-1269**